

November 7, 2011

Dear Parents,

This is to inform you that the homework is available online at the school website. Please let your teacher know if you are willing to access the homework online and can print your own copy each week. This will help in our effort to 'Go Green'.

Thank you,
The Second Grade Teachers



Name _____

Week of Nov. 14-18, 2011

HOMEWORK PLAN

MATH

Practice Workbook: Do pages SR7, RW24, PW24, RW25, PW25, RW26
PW26

Math Skills Review: Worksheet attached

LANGUAGE ARTS

Spelling: Spelling Test on Friday, list attached

Vocabulary Words: List attached, do activities on Home-School
Connection Sheet


Language Arts Skills: Worksheets attached

Dear Parent or Guardian: Thank you for checking your student's work for accuracy and neatness. Please help your child to be successful in completing homework assignments by providing extra help when needed.

Signature _____

Name _____

GOING SHOPPING



Susan's mother gave her this shopping list.

10 apples	11 pickles
16 bananas	18 lemons
2 boxes of cookies	6 ice cream cups
12 eggs	3 chickens
2 peaches	4 turkeys

Use the list to answer the questions.

Underline the words that tell you to add or subtract.

EXAMPLE: Susan dropped the 12 eggs and broke 10 of them. How many were left unbroken?

2 eggs

1. The man at the store put the apples, bananas, and peaches into one bag. How many pieces of fruit were in the bag altogether?

pieces of fruit

2. 3 of the ice cream cups melted before Susan got home. How many were left frozen?

ice cream cups

3. How many more lemons than pickles did Susan buy?

lemons

4. Susan's mother needs 4 bananas to make a cake. How many will she have left?

bananas

5. The boxes of cookies were in a bag with the chickens and turkeys. How many things were in the bag altogether?

things

6. Susan needed all of the apples and peaches to take to school. How many did she need in all?

apples and peaches

7. What is the total number of pickles and lemons?

pickles and lemons

Addition Words

add plus
sum in all
total altogether

Subtraction Words

minus how many more how much more
subtract how much + er words less
difference (as in *how much farther*) left

The **main idea** tells about the whole story.

Read the story.

Mike helped pitch the tent.
Amy cooked a hot dog.
Dad told a funny story.
It was the best campout.



Does the sentence tell the main idea? Write **yes** or **no**.

Amy cooked a hot dog.

Dad told a funny story.

It was the best campout.

Mike helped pitch the tent.


Write the sentence that tells the main idea.

Homework! List things you need to take on a camping trip.

The main idea tells about the whole story.

Read the story.

We went out for dinner.
Ben had a hamburger.
Dad got a salad.
I had spaghetti.
Mom ate pancakes and eggs.



Does the sentence tell the main idea?
Write yes or no.

1. I had spaghetti.

2. Ben had a hamburger.

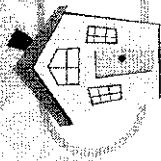
3. Dad got a salad.

4. We went out for dinner.

5. Mom ate pancakes and eggs.

Write the sentence that tells the main idea.

Brainwork! Write a story for this main idea: It was a bad storm.



Word Workout

WORDS TO KNOW

flames forest heat
 safe containers

Fire! Fire! Let's make a fire safety poster with these words. First we'll talk about what each one means. Then we'll write each word in a sentence on our poster. We could draw pictures, too, if we want.

SPELLING WORDS

light high wild sight
 mind dry cry
 try tie lie

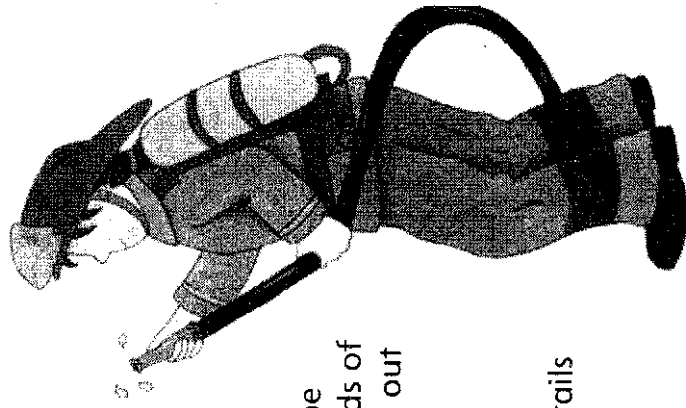
I Have My I On You To play this game, I'll give you a little time to look at the words. Then I'll say each word for you to spell. We'll sort the words to show the four ways the sound of i is spelled here.

Dear Family Member:

I'm reading "Fighting the Fire" in class this week. When I'm done reading, I could give you a summary. I give the main idea and the important facts, or details. A summary helps me remember what I read. I think I'll be able to tell you about different kinds of fires and how firefighters put them out when I finish reading.

This Week's Skills

- Comprehension:** main idea and details
- Vocabulary:** word parts
- Phonics:** the sound of i as in *fly*
- Spelling:** words with i, igh, ie, and y







(fold here)

© Macmillan/McGraw-Hill

Name _____

Mr. Sorry's Shopping Story

Let's talk about what is happening in the pictures. What details do we see? At the end you can give me a summary of what happened when Mr. Sorry went shopping.



© Macmillan/McGraw-Hill

