



Name _____

Week of Nov. 7 - 10, 2011

HOMEWORK PLAN

MATH

**Practice Workbook: Do pages SR6, RW20, PW20, RW21, PW22, RW23
PW23**

Math Skills Review: Worksheet attached

LANGUAGE ARTS

Spelling: Spelling Test on Thursday, list attached

**Vocabulary Words: List attached, do activities on Home-School
Connection Sheet**


Language Arts Skills: Worksheets attached

Dear Parent or Guardian: Thank you for checking your student's work for accuracy and neatness. Please help your child to be successful in completing homework assignments by providing extra help when needed.

Signature _____

Name _____

A SHAGGY DOG TALE



Solve the problems below. Underline the words that tell you to add or subtract.

EXAMPLE: Herman weighs 80 pounds. Jerry weighs 60 pounds. What is the difference in their weights?

_____ 20 pounds

_____ fleas

_____ blocks

_____ times

_____ cats

_____ bones

_____ bowls

_____ inches

- Herman had 42 fleas on his back, and 53 fleas on his tail. How many fleas did he have altogether?
- A cat chased Herman for 7 blocks on Saturday, and 9 blocks on Sunday. What is the total number of blocks that the cat chased Herman?
- Jerry threw the ball to Herman 46 times. Herman caught the ball 24 times. Subtract to find out how many times Herman missed.
- Herman growled at 2 cats, and 7 more cats came running into the yard. Now how many cats were there altogether?
- Herman buried 26 bones in the ground. He found 13 of them. How many bones were left buried?
- Jerry gave Herman 3 bowls of food for breakfast. Herman wanted 6 more bowls. How many did Herman want to eat in all?
- Herman's tail is 18 inches long. His pup's tail is 11 inches long. Find the difference in the sizes of their tails.

Addition Words		Subtraction Words		
add	plus	minus	how many more	how much more
sum	in all	subtract	how much + er words	less
total	altogether	difference	(as in <i>how much farther</i>)	left

Name: _____

Date: _____

Veteran's Day - Alphabetical Order

Place the word bank words below in alphabetical order.

1. _____
2. _____
3. _____
4. _____
5. _____
6. _____
7. _____
8. _____
9. _____
10. _____
11. _____
12. _____
13. _____
14. _____
15. _____
16. _____

memorial

base

defend

soldiers

peace

attack

Army

war

battle

victory

Marines

treaty

veterans

protect

heroes

infantry

Home-School Connection



Word Workout

WORDS TO KNOW

eager

finally

glaring

lap

peeked

thorny

Creature Feature We'll put on a play with your words. I'll ask you what each word means. Then we'll make up sentences with the words. We can use these sentences to act out a play about silly monsters.

SPELLING WORDS

leaf

mean

he

queen

need

baby

pony

seek


we

eat

Spell E for Me I'll let you see the words. Then I'll say each word for you to spell. Tell me what letters stand for the sound of e as in *freeze* or *peas*.

Dear Family Member:

Sometimes something happens and it makes something else happen. I learned that this is called cause and effect. I can see cause and effect as I'm reading *Tomás and the Library Lady* in class this week. At first, a boy is traveling to Iowa with his family. His grandfather is the story teller but he wants Tomás to tell stories, too. I think something will happen to Tomás and that will make something else happen!



This Week's Skills

Comprehension: cause and effect

Vocabulary: context clues—multiple meaning words

Phonics: the sound of e as in *feed*

Spelling: words with e, ee, ea, and y

Name _____

(fold here)


© Macmillan/McGraw-Hill

Playtime in

the Forest

Let's look at each picture and read the sentences. Then we can talk about what happens and how it makes something else happen. When we're all done, we can tell the story another way. Suppose the cat and the birds are playing on the seesaw.


"I'm having so much fun."



"Elephant, no! Don't sit on the seesaw."



"I think I need wings."



© Macmillan/McGraw-Hill



"You don't see a flying cat every day," say the birds.

BANG!



"That's fun," says the elephant. "Let's do it again!"

