



Name \_\_\_\_\_

Week of October 24 - 28, 2011

**HOMEWORK PLAN**

**MATH**

**Practice Workbook:** Do pages RW14, PW14, RW15, PW15, RW16, PW16

**Math Skills Review:** Worksheet attached

**LANGUAGE ARTS**

**Spelling:** No Spelling Test on Friday

**Vocabulary Words:** No Vocabulary

**Language Arts Skills:** Worksheets attached

Dear Parent or Guardian: Thank you for checking your student's work for accuracy and neatness. Please help your child to be successful in completing homework assignments by providing extra help when needed.

**Signature** \_\_\_\_\_

## Order Numbers: Before, After, Between

Write the number that is just after, just before, or between.

after  
1. 48, 49

before  
49, 50

between  
35, 36, 37

2. 50, \_\_\_\_\_

\_\_\_\_\_, 61

27, \_\_\_\_\_, 29

3. 19, \_\_\_\_\_

\_\_\_\_\_, 76

74, \_\_\_\_\_, 76

4. 87, \_\_\_\_\_

\_\_\_\_\_, 33

47, \_\_\_\_\_, 49

5. 56, \_\_\_\_\_

\_\_\_\_\_, 62

8, \_\_\_\_\_, 10

6. 21, \_\_\_\_\_

\_\_\_\_\_, 27

52, \_\_\_\_\_, 54

### ► Mixed Review

Solve.

7.  $9 + 4 =$  \_\_\_\_\_

$8 + 8 =$  \_\_\_\_\_

$5 + 9 =$  \_\_\_\_\_

8.  $6 + 8 =$  \_\_\_\_\_

$7 + 8 =$  \_\_\_\_\_

$10 + 5 =$  \_\_\_\_\_

9.  $13 - 9 =$  \_\_\_\_\_

$16 - 9 =$  \_\_\_\_\_

$15 - 8 =$  \_\_\_\_\_

10.  $11 - 2 =$  \_\_\_\_\_


$10 - 4 =$  \_\_\_\_\_

$12 - 12 =$  \_\_\_\_\_

## Even and Odd

Show the number of .

Write even or odd.

1.  15

2. \_\_\_\_\_  
 \_\_\_\_\_  
 \_\_\_\_\_  
 26

3. \_\_\_\_\_  
 \_\_\_\_\_  
 \_\_\_\_\_  
 30

4. \_\_\_\_\_  
 \_\_\_\_\_  
 \_\_\_\_\_  
 17

5. \_\_\_\_\_  
 \_\_\_\_\_  
 \_\_\_\_\_  
 37

6. \_\_\_\_\_  
 \_\_\_\_\_  
 \_\_\_\_\_  
 32

7. \_\_\_\_\_  
 \_\_\_\_\_  
 \_\_\_\_\_  
 42

8. \_\_\_\_\_  
 \_\_\_\_\_  
 \_\_\_\_\_  
 38

9. \_\_\_\_\_  
 \_\_\_\_\_  
 \_\_\_\_\_  
 43

10. \_\_\_\_\_  
 \_\_\_\_\_  
 \_\_\_\_\_  
 11

### ► Mixed Review

Solve.

11.  $3 + 7 = \underline{\quad}$

$6 + 5 = \underline{\quad}$

$9 + 1 = \underline{\quad}$

12.  $7 + 8 = \underline{\quad}$

$7 + 6 = \underline{\quad}$

$7 + 7 = \underline{\quad}$

13.  $15 - 7 = \underline{\quad}$

$13 - 7 = \underline{\quad}$

$14 - 7 = \underline{\quad}$

14.  $12 - 5 = \underline{\quad}$

$10 - 4 = \underline{\quad}$

$11 - 6 = \underline{\quad}$

## Missing Numbers

Write the missing number.  
Use counters if you need to.

1.  $8 + \underline{6} = 14$

$14 - 8 = \underline{\quad}$ 

---

2.  $\underline{\quad} + 5 = 12$

$12 - 5 = \underline{\quad}$ 

---

3.  $\underline{\quad} + 6 = 13$

$13 - 6 = \underline{\quad}$ 

---

4.  $7 + \underline{\quad} = 11$

$11 - 7 = \underline{\quad}$ 

---

5.  $\underline{\quad} + 6 = 10$

$10 - 6 = \underline{\quad}$ 

---

6.  $11 - \underline{\quad} = 8$

$11 - 8 = \underline{\quad}$ 

---

7.  $\underline{\quad} + 7 = 16$

$16 - 7 = \underline{\quad}$

## ▶ Mixed Review

Solve.

8.  $6 + 7 = \underline{\quad}$

9.  $8 + 5 = \underline{\quad}$

10.  $9 + 4 = \underline{\quad}$

11.  $13 - 5 = \underline{\quad}$

12.  $13 - 7 = \underline{\quad}$

13.  $13 - 9 = \underline{\quad}$

14.  $9 + 3 = \underline{\quad}$

15.  $8 + 3 = \underline{\quad}$

16.  $9 + 8 = \underline{\quad}$

**Compare Numbers: >, <, or =**

Write greater than, less than, or equal to.  
Then write >, <, or =.

1. 74 is less than 89.

$$74 < 89$$

2. 98 is \_\_\_\_\_ 87.

$$98 \bigcirc 87$$

3. 48 is \_\_\_\_\_ 43.

$$48 \bigcirc 43$$

4. 88 is \_\_\_\_\_ 99.

$$88 \bigcirc 99$$

5. 8 is \_\_\_\_\_ 8.

$$8 \bigcirc 8$$

6. 24 is \_\_\_\_\_ 38.

$$24 \bigcirc 38$$

7. 19 is \_\_\_\_\_ 16.

$$19 \bigcirc 16$$

8. 55 is \_\_\_\_\_ 55.

$$55 \bigcirc 55$$

**► Mixed Review**

Solve.

9.  $8 + 4 = \underline{\quad}$

$6 + 8 = \underline{\quad}$

$7 + 3 = \underline{\quad}$

10.  $9 + 9 = \underline{\quad}$

$10 + 7 = \underline{\quad}$

$5 + 8 = \underline{\quad}$

11.  $14 - 7 = \underline{\quad}$

$16 - 8 = \underline{\quad}$

$12 - 7 = \underline{\quad}$

Name: \_\_\_\_\_

## Common and Proper Nouns

**Determine whether each noun is a common noun or a proper noun.**

- **If the noun is common, write "common noun" on the line.**
- **If the noun is proper, re-write the noun on the line using correct capitalization.**

example: waterfall  
niagara falls

common noun

Niagara Falls

- |                 |       |                 |       |
|-----------------|-------|-----------------|-------|
| 1. march        | _____ | 2. month        | _____ |
| 3. day          | _____ | 4. tuesday      | _____ |
| 5. holiday      | _____ | 6. christmas    | _____ |
| 7. cereal       | _____ | 8. cocoa puffs  | _____ |
| 9. dr. cube     | _____ | 10. doctor      | _____ |
| 11. city        | _____ | 12. boston      | _____ |
| 13. street      | _____ | 14. main street | _____ |
| 15. burger king | _____ | 16. restaurant  | _____ |
| 17. slate creek | _____ | 18. creek       | _____ |
| 19. dog         | _____ | 20. snoopy      | _____ |



# Frogs



Frogs are amphibians (am-fib-ee-uns). Amphibians live in wet places. Some frogs live on land near water. Some frogs live in water all the time. Some frogs live in trees. A few kinds of frogs dig burrows underground.

A frog has smooth, moist skin. It has a big head, no neck, and a short, round body. Big eyes sit on top of the frog's head. The frog can peek out of the water without sticking its head above the water. This helps keep the frog safe from hungry enemies.

A toad is one kind of frog. It has bumpy skin that is not as moist as the skin of other frogs.

A frog has four legs. Its back legs are big and strong. This makes the frog a good jumper. The front legs on a frog are smaller than the back legs. The frog rests its front feet on the ground when it sits. Sometimes it uses the front feet like hands to push food into its mouth.

Frogs that live by ponds and streams have webbed feet for swimming. Tree frogs have sticky toes for climbing trees. Frogs that dig burrows have pointed toes for digging.

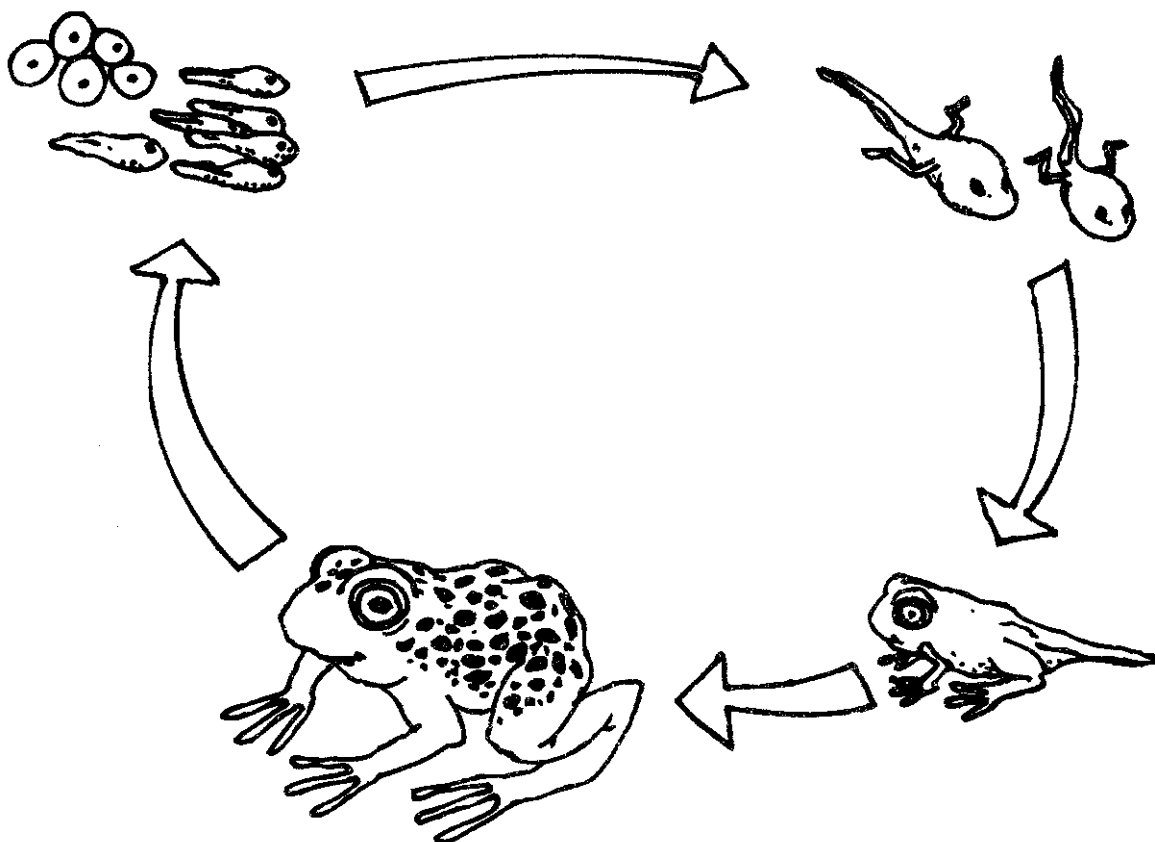
A frog doesn't drink like you do. Its skin lets the water in, so frogs must live where they can get into water.

A hungry frog sits very still. When an insect gets close, the frog's sticky tongue zips out and grabs it for dinner. A frog eats small animals like snails and worms, too.

A frog starts as a tadpole hatched from a jelly-like egg. The tadpole has no legs, a long tail, and gills like a fish.

The tadpole moves its tail from side to side to swim. It swims in the water looking for food. It eats little plants called algae (al- jee).

The tadpole's back legs grow first. Then its front legs grow. As the legs grow, the tail gets shorter. Lungs begin to grow, too. Soon the tadpole will look like a frog. The frog will jump out of the water to live on land, but it will stay by the water.





Name \_\_\_\_\_

### Questions About Frogs

1. What do frogs' eggs look like?

\_\_\_\_\_

2. How do amphibians drink water?

\_\_\_\_\_

3. How do frogs catch dinner?

\_\_\_\_\_

4. What are webbed feet used for?

\_\_\_\_\_

5. What do tadpoles use to get air?

\_\_\_\_\_


6. What do tadpoles eat?

\_\_\_\_\_

7. How is a tree frog different from a pond frog?

\_\_\_\_\_

What am I?



\_\_\_\_\_



Name \_\_\_\_\_

## A Frog Is Born

Cut out the sentences and paste them in order.  
Draw a picture for each sentence.

Start here



The front legs grow next.  
The tail gets shorter.

The frog is grown.  
It has lungs.  
It can jump on land.

Tadpoles hatch from  
jelly-like eggs.

The back legs grow first.





Name \_\_\_\_\_

### **oi—oy**

The letters **oi** and **oy** make the same sound.

**oy**—at the end of a word: **boy**

**oi**—at the beginning or in the middle: **oil moist**

Put the missing letters in these words.

1. b\_\_\_\_l

3. \_\_\_\_l

5. s\_\_\_\_l

2. t\_\_\_\_

4. R\_\_\_\_

6. m\_\_\_\_st

Fill in the missing word.

1. The hot water began to \_\_\_\_\_.
2. Carlos has a \_\_\_\_\_ dinosaur.
3. The frog had \_\_\_\_\_ skin.
4. *Dad put* \_\_\_\_\_ *in the car.*
5. His name is \_\_\_\_\_.
6. Father planted the seeds in \_\_\_\_\_.

### **Words That Mean the Same**

A frog can **jump**.      A frog can **hop**.

Write words that mean the same.

1. little \_\_\_\_\_

5. big \_\_\_\_\_

2. grin \_\_\_\_\_

6. yell \_\_\_\_\_

3. wet \_\_\_\_\_

7. happy \_\_\_\_\_

4. fast \_\_\_\_\_

8. pokey \_\_\_\_\_

small

moist

large

smile

glad

slow

shout

quick



Name \_\_\_\_\_

### Is It a Frog?

Circle the answer.

- |                        |   |                             |
|------------------------|---|-----------------------------|
| 1. strong back legs    | <input checked="" type="checkbox"/> yes | <input type="checkbox"/> no |
| 2. moist skin          | <input type="checkbox"/> yes            | <input type="checkbox"/> no |
| 3. scales              | <input type="checkbox"/> yes            | <input type="checkbox"/> no |
| 4. live by water       | <input type="checkbox"/> yes            | <input type="checkbox"/> no |
| 5. sticky tongue       | <input type="checkbox"/> yes            | <input type="checkbox"/> no |
| 6. jelly-like eggs     | <input type="checkbox"/> yes            | <input type="checkbox"/> no |
| 7. no legs             | <input type="checkbox"/> yes            | <input type="checkbox"/> no |
| 8. starts as a tadpole | <input type="checkbox"/> yes            | <input type="checkbox"/> no |
| 9. no neck             | <input type="checkbox"/> yes            | <input type="checkbox"/> no |
| 10. slithers along     | <input type="checkbox"/> yes            | <input type="checkbox"/> no |
| 11. hops along         | <input type="checkbox"/> yes            | <input type="checkbox"/> no |

What Am I?

Look at your **no** answers.  
Draw an animal with those characteristics.