



Name _____

Week of October 3 - 7, 2011

HOMWORK PLAN

MATH

Practice Workbook: Do pages RW7,PW7,RW8, PW8,RW9, PW9

Math Skills Review: Worksheet attached

LANGUAGE ARTS

Spelling: Spelling Test on Friday, list attached


Vocabulary Words: List attached, do activities on Home-School Connection Sheet

Language Arts Skills: Worksheets attached

Dear Parent or Guardian: Thank you for checking your student's work for accuracy and neatness. Please help your child to be successful in completing homework assignments by providing extra help when needed.

Signature _____

Fill in the missing numbers.



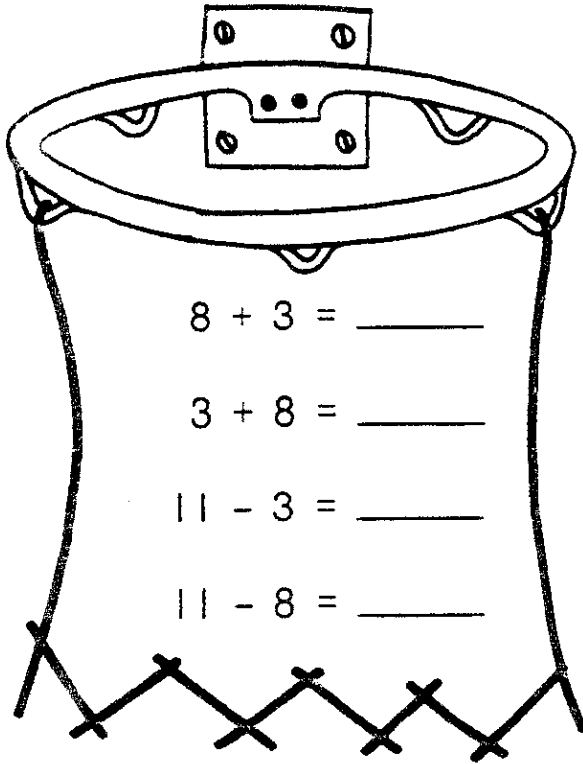
$\begin{array}{r} 4 \\ + 8 \\ \hline \end{array}$	$\begin{array}{r} 8 \\ + 4 \\ \hline \end{array}$
$\begin{array}{r} 12 \\ - 4 \\ \hline \end{array}$	$\begin{array}{r} 12 \\ - 8 \\ \hline \end{array}$

$\begin{array}{r} 9 \\ + 3 \\ \hline \end{array}$	$\begin{array}{r} 3 \\ + 9 \\ \hline \end{array}$
$\begin{array}{r} 12 \\ - 9 \\ \hline \end{array}$	$\begin{array}{r} 12 \\ - 3 \\ \hline \end{array}$

$\begin{array}{r} 7 \\ + 5 \\ \hline \end{array}$	$\begin{array}{r} 5 \\ + 7 \\ \hline \end{array}$
$\begin{array}{r} 12 \\ - 7 \\ \hline \end{array}$	$\begin{array}{r} 12 \\ - 5 \\ \hline \end{array}$

- $9 + 3 = \underline{\quad}$
- $12 - 7 = \underline{\quad}$
- $8 + 4 = \underline{\quad}$
- $12 - 9 = \underline{\quad}$
- $6 + 6 = \underline{\quad}$
- $12 - 5 = \underline{\quad}$
- $3 + 9 = \underline{\quad}$
- $12 - 8 = \underline{\quad}$
- $7 + 5 = \underline{\quad}$
- $4 + 8 = \underline{\quad}$
- $5 + 7 = \underline{\quad}$
- $12 - 4 = \underline{\quad}$
- $12 - 3 = \underline{\quad}$
- $12 - 6 = \underline{\quad}$

Fill in the missing numbers.




8 + 3 = _____

3 + 8 = _____

11 - 3 = _____

11 - 8 = _____

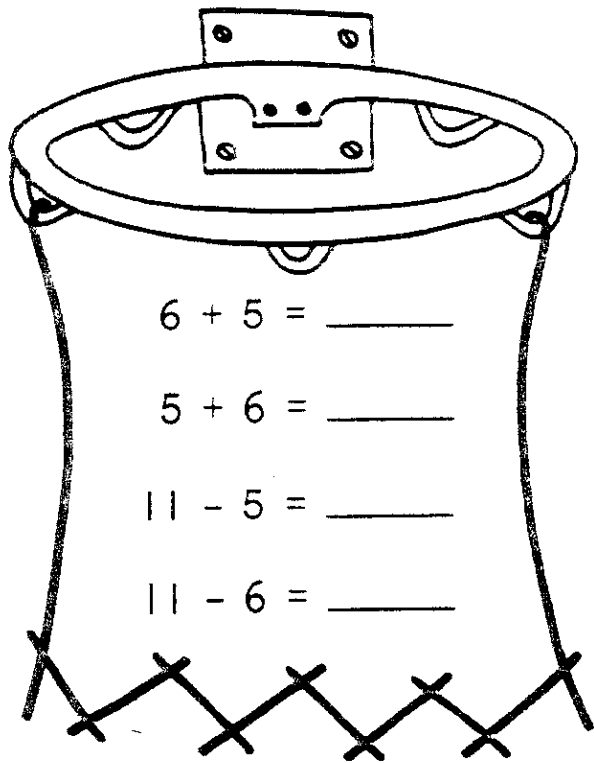


7 + 4 = _____

4 + 7 = _____

11 - 4 = _____

11 - 7 = _____




6 + 5 = _____

5 + 6 = _____

11 - 5 = _____

11 - 6 = _____




9 + 2 = _____

2 + 9 = _____

11 - 9 = _____


11 - 2 = _____

$\begin{array}{r} 8 \\ + 3 \\ \hline \end{array}$	$\begin{array}{r} 11 \\ - 8 \\ \hline \end{array}$	$\begin{array}{r} 2 \\ + 9 \\ \hline \end{array}$	$\begin{array}{r} 11 \\ - 9 \\ \hline \end{array}$	$\begin{array}{r} 5 \\ + 6 \\ \hline \end{array}$	$\begin{array}{r} 11 \\ - 5 \\ \hline \end{array}$	$\begin{array}{r} 7 \\ + 4 \\ \hline \end{array}$	$\begin{array}{r} 11 \\ - 7 \\ \hline \end{array}$	$\begin{array}{r} 9 \\ + 2 \\ \hline \end{array}$	$\begin{array}{r} 11 \\ - 2 \\ \hline \end{array}$
---	--	---	--	---	--	---	--	---	--




Name _____

Plural Nouns

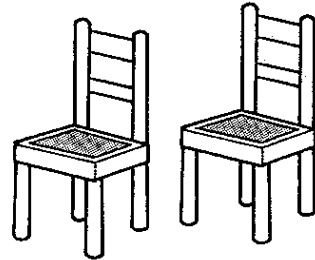


To form the plural of most nouns, add s.

bananas

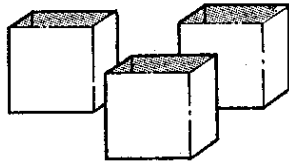


chairs

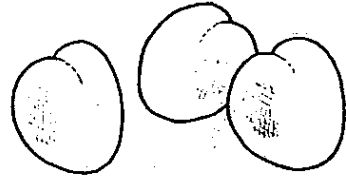


When the singular form ends with s-sh-ch-x, add es.

boxes



peaches



Write the plural for each of the nouns on the chalkboard.


bunch
chair
bus
plant
clock
dish
witch

class
brush
fix
radio
pass
church
trick

wax
watch
light
push
tax
report
patch

fox
pronoun
bus
wish
switch
press
ticket

bunches	<i>Example</i>		
_____	_____	_____	_____
_____	_____	_____	_____
_____	_____	_____	_____
_____	_____	_____	_____
_____	_____	_____	_____



Name _____

Plural Nouns

These nouns are the same for both singular and plural. You will have to memorize them.

deer
tuna

salmon
cod

trout
pike

sheep
bass

moose
elk

These nouns form their plurals in special ways. You will have to memorize them.

goose-geese
ox-oxen

man-men
foot-feet

woman-women
child-children

tooth-teeth
mouse-mice

Write the plural for each of the nouns below on the blanks.

1. cod

2. goose

3. salmon

4. woman

5. moose

6. tooth

7. trout

8. elk

9. ox

10. deer

11. foot

12. pike

13. tuna

14. man

15. child


16. bass

17. mouse

18. sheep

1. cod	7. _____	13. _____
2. _____	8. _____	14. _____
3. _____	9. _____	15. _____
4. _____	10. _____	16. _____
5. _____	11. _____	17. _____
6. _____	12. _____	18. _____

Example



Word Workout

WORDS TO KNOW

ancestors heritage reclaim
 native local traditions

Holiday Poster Let's make a holiday poster with these words. First we'll talk about what each word means. Then we'll write each word in a sentence on our poster. We could draw pictures, too, if we want.


SPELLING WORDS

bag mad cap back ham
 cape bake made ate rake

Sing a Silly Song I'll ask you to spell these words. Then, we can think of words that rhyme with them. We can use the rhymes to make a song.

Dear Family Member,

I'm reading *Their Native Tongue* in class this week. When I'm done reading this true story I can give you a summary. I can also give the main idea and the important facts, or details. A summary helps me remember what I read. I think I'll be able to tell you how a Native American school started where children learn the language of their ancestors.



This Week's Skills

Comprehension: identify main idea and details

Vocabulary: word parts—prefixes

Phonics: different sounds of a

Spelling: different spellings of words with a

Name _____

(fold here)

© Macmillan/McGraw-Hill

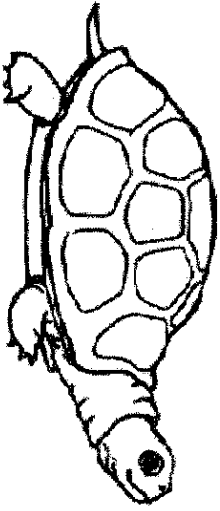
Pet Shop Flip-Flop

Here's how to play this game.

- Flip a coin.
- If the coin comes up "heads," use the picture to make up details about the **Heads** main idea.
- If the coin comes up "tails," use the picture to make up details about the **Tails** main idea.

Heads: When Katie's pet turtle is scared, he pulls his head into his shell.

Tails: Katie found a turtle in the pond near her house.



Heads: Bobby's snake escaped from its cage.

Tails: The snake needed to find shade on the hot summer day.

Heads: Mrs. Rivera found a stray cat on her farm and gave it a home.

Tails: Mrs. Rivera's cat likes to chase mice.

