



Name _____

Week of Dec. 5-9, 2011

HOMEWORK PLAN

MATH

Practice Workbook: Do pages RW33, PW33, RW34, PW34, RW35
PW35

Math Skills Review: Worksheet attached

LANGUAGE ARTS

Spelling: Spelling Test on Friday, list attached

Vocabulary Words: List attached, do activities on Home-School
Connection Sheet.

Language Arts Skills: Worksheets attached

Dear Parent or Guardian: Thank you for checking your student's work for accuracy and neatness. Please help your child to be successful in completing homework assignments by providing extra help when needed.

Signature _____



Rules for Using Quotation Marks " "

Name _____

Quotation Marks " "

Quotation marks come in pairs. You need one set of quotation marks at the beginning of the title, dialogue or quote and you need one at the end.

Quotation marks surround dialogue/conversation: . .

"I had a fantastic time at the zoo." Jill said.

Joe said, "I got an A on my math test!"

Jill whined, "I'm hungry!"

Quotation Use Worksheet #1

Name _____

Put in the appropriate quotation marks.

1. Kelly said Kim wants to play inside, not outside.
2. Have you seen the movie The Ant Bullie?
3. Which store do you want to go to? asked Marie.
4. I don't believe you, he said, you never tell the truth!
5. Where will you go? she asked.
6. Didn't she say Your poetry assignment is due Monday. asked Jim.
7. Have you seen the movie Spiderman?
8. Finish your chores or forget your allowance! his mother yelled.
9. I have too much homework and don't have time to finish my chores! Joe responded.
10. I wish I knew who my teacher was going to be for next year. Tom said.
11. Do you realize how good those cookies smell? Joan remarked as she watched Jen take the cookies out of the oven.
12. You're it! yelled Sam.

Name _____

$$\begin{array}{r} \square \downarrow \\ 36 \\ + 48 \\ \hline \end{array}$$

$$\begin{array}{r} \square \downarrow \\ 56 \\ + 37 \\ \hline \end{array}$$

$$\begin{array}{r} \square \downarrow \\ 78 \\ + 12 \\ \hline \end{array}$$

$$\begin{array}{r} \square \downarrow \\ 27 \\ + 45 \\ \hline \end{array}$$

$$\begin{array}{r} \square \downarrow \\ 17 \\ + 56 \\ \hline \end{array}$$

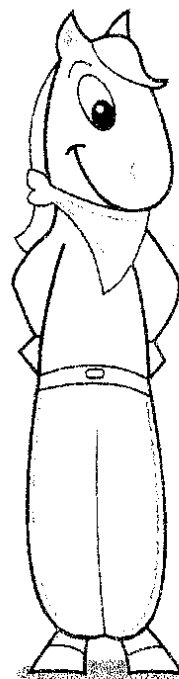
$$\begin{array}{r} \square \downarrow \\ 45 \\ + 28 \\ \hline \end{array}$$

$$\begin{array}{r} \square \downarrow \\ 28 \\ + 18 \\ \hline \end{array}$$

$$\begin{array}{r} \square \downarrow \\ 49 \\ + 39 \\ \hline \end{array}$$

$$\begin{array}{r} \square \downarrow \\ 36 \\ + 55 \\ \hline \end{array}$$

$$\begin{array}{r} \square \downarrow \\ 63 \\ + 19 \\ \hline \end{array}$$



Puzzler

$$\begin{array}{r} \square \\ 68 \\ + 57 \\ \hline \end{array}$$



Name _____

$$\begin{array}{r} \square \downarrow \\ 46 \\ + 18 \\ \hline \end{array}$$

$$\begin{array}{r} \square \downarrow \\ 25 \\ + 45 \\ \hline \end{array}$$

$$\begin{array}{r} \square \downarrow \\ 65 \\ + 28 \\ \hline \end{array}$$

$$\begin{array}{r} \square \downarrow \\ 47 \\ + 36 \\ \hline \end{array}$$

$$\begin{array}{r} \square \downarrow \\ 33 \\ + 47 \\ \hline \end{array}$$

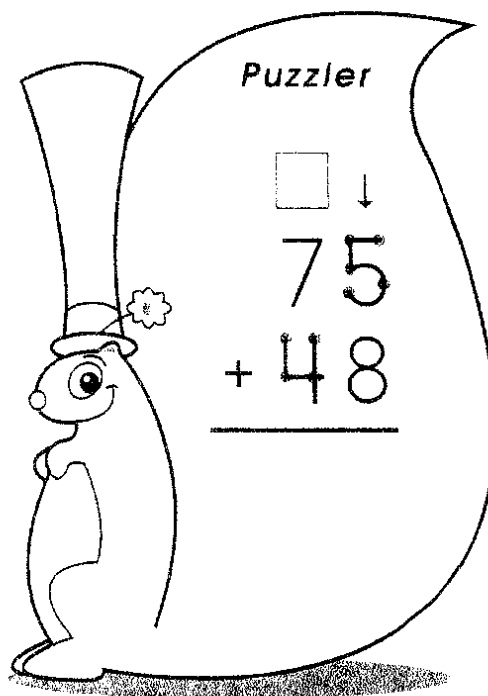
$$\begin{array}{r} \square \downarrow \\ 74 \\ + 18 \\ \hline \end{array}$$

$$\begin{array}{r} \square \downarrow \\ 22 \\ + 68 \\ \hline \end{array}$$

$$\begin{array}{r} \square \downarrow \\ 45 \\ + 46 \\ \hline \end{array}$$

$$\begin{array}{r} \square \downarrow \\ 57 \\ + 38 \\ \hline \end{array}$$

$$\begin{array}{r} \square \downarrow \\ 26 \\ + 58 \\ \hline \end{array}$$



The Three Billy Goats Gruff

LISTEN to
your child read
this story aloud.

Once upon a time there were Three Billy Goats Gruff. One day they decided to cross a bridge and eat some new grass. But there was danger! Under the bridge lived a mean, ugly troll.

Trip, trap, trip, trap, went the Littlest Billy Goat as he walked on the bridge. "Who's that crossing over my bridge?" roared the troll.

"It is only I, the Littlest Billy Goat. I want to go to the hillside to eat the new grass."

"I'm going to gobble you up!" screamed the troll.

"I am so very little. Wait for my brother and you will get more to eat!"

"Okay. Be off with you then," said the troll.

Trip, trap, trip, trap, went the Middle-Sized Billy Goat as he walked on the bridge.

"Who's that crossing over my bridge?" roared the troll.

"It is only I, the Middle-Sized Billy Goat. I want to go to the hillside to eat the new grass."

"I'm going to gobble you up!" screamed the troll.

"Oh, don't eat me!" answered the Middle-Sized Billy Goat. "Wait for my biggest brother and you will get more to eat!"

"Okay. Be off with you then," said the troll.

TRIP, TRAP, TRIP, TRAP, went the Biggest Billy Goat as he walked on the bridge.


"Who's that crossing over my bridge?" roared the troll.

"It is I, the Biggest Billy Goat. I want to go to the hillside to eat the new grass."

"I'm going to gobble you up!" screamed the troll.

"You can't eat me! I am the Biggest Billy Goat." He lowered his head, stomped his feet, shook his horns, and charged at the troll. With one butt of his head he knocked the troll back in the water under the bridge.

And the third Billy Goat joined his brothers on the hillside to eat the new grass.



Retold by Mary Rose

Dear Parents,

Quite often teachers, as well as standardized tests, ask students to tell the difference between the main idea of a story and the supporting details. This is an important reading comprehension skill because it helps the reader to home in on major and minor concepts and to sort out the meaning of a story. In this story, the main idea is quite simple: the Three Billy Goats Gruff want to eat grass and the troll wants to eat them! Help your child understand this main message. All of the other information in the story is supporting detail.

Skill

Determining the Main Idea;
Identifying Supporting Details

We completed this assignment together.

(Child's Signature)

(Parent's Signature)

The Questions


The main idea of this story is that the Three Billy Goats Gruff want to eat grass and the troll wants to eat all of them. Everything else is a detail. Write five different details from the story of the Three Billy Goats Gruff.

1. _____
2. _____
3. _____
4. _____
5. _____

Name _____

Skill: Read and answer the questions.

George Washington Carver Scientist



George Washington Carver made scientific discoveries that helped farmers in the South. He taught farmers to grow peanuts, soybeans and sweet potatoes. He also taught them to rotate crops in order to renew the soil.


1. Who was helped by the discoveries of George Washington Carver?

2. What kind of discoveries did he make?

3. What three crops did Carver teach farmers to grow?

4. What else did George Washington Carver teach farmers?


5. Why did Carver teach farmers to rotate crops?



Unit 2 Week 5 Home-School Connection

Dear Family Member:

I'm reading *African-American Inventors* in class this week. I'm learning to see how things are the same and different. In this story I can see how each of the African American inventors helped our country in different ways. Growing peanuts, inventing folding beds, and finding a cure for blindness are just some of the things they have given us. All of the inventors work hard. They are all alike in that way.



This Week's Skills

Comprehension: compare and contrast

Vocabulary: word parts—suffixes

Phonics: sounds of **u** as in *tube*

Spelling: words with **u**

Word Workout

WORDS TO KNOW

allowed design instrument
invented powerful products

Wacky Widget Now we're inventors! I'll ask you what each word means. Then we'll make up sentences with the words. The sentences will describe our wonderful inventions.

SPELLING WORDS

use duke dune flute tune
music fuse mule bugle June

U Can Spell It I'll show you all the words. Then I'll say each word for you to spell. Can we think of other words that have the same **u** sound as in the words above? Are the letters that stand for the sound the same or different?

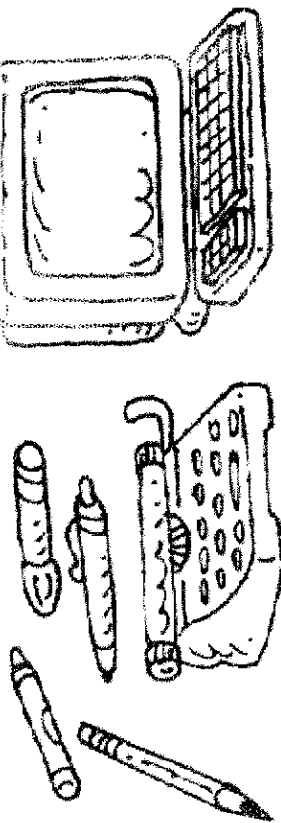
© Macmillan/McGraw-Hill

(fold here)


Name _____

Alike and Different


Let's look at each picture. I'll help you read the words. Then we can talk about which things in the pictures are the same and different.



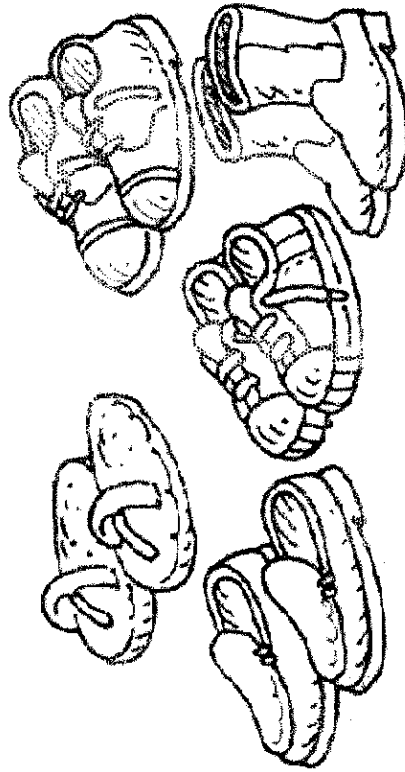
How are they the same? How are they different?



How are they the same? How are they different?



How are they the same? How are they different?



How are they the same? How are they different?