



Name _____

Week of January 9 -13, 2012

HOMWORK PLAN

MATH

Practice Workbook: Do pages RW36, PW36, RW37, PW37, RW39
PW39

Math Skills Review: Worksheet attached

LANGUAGE ARTS

Spelling: Spelling Test on Friday, list attached

Vocabulary Words: List attached, do activities on Home-School
Connection Sheet.

Language Arts Skills: Worksheets attached

Dear Parent or Guardian: Thank you for checking your student's work for accuracy and neatness. Please help your child to be successful in completing homework assignments by providing extra help when needed.

Signature _____

Name _____

$$\begin{array}{r} \downarrow \\ 43 \\ - 27 \\ \hline \end{array}$$

$$\begin{array}{r} \downarrow \\ 61 \\ - 34 \\ \hline \end{array}$$

$$\begin{array}{r} \downarrow \\ 35 \\ - 19 \\ \hline \end{array}$$

$$\begin{array}{r} \downarrow \\ 44 \\ - 25 \\ \hline \end{array}$$

$$\begin{array}{r} \downarrow \\ 57 \\ - 39 \\ \hline \end{array}$$


$$\begin{array}{r} \downarrow \\ 43 \\ - 18 \\ \hline \end{array}$$

$$\begin{array}{r} \downarrow \\ 72 \\ - 47 \\ \hline \end{array}$$

$$\begin{array}{r} \downarrow \\ 84 \\ - 38 \\ \hline \end{array}$$

$$\begin{array}{r} \downarrow \\ 93 \\ - 67 \\ \hline \end{array}$$

$$\begin{array}{r} \downarrow \\ 34 \\ - 16 \\ \hline \end{array}$$



Puzzler

$$\begin{array}{r} 65 \\ - 48 \\ \hline \end{array}$$

Name _____

$$\begin{array}{r} \downarrow \\ 74 \\ - 35 \\ \hline \end{array}$$

$$\begin{array}{r} \downarrow \\ 65 \\ - 49 \\ \hline \end{array}$$

$$\begin{array}{r} \downarrow \\ 82 \\ - 17 \\ \hline \end{array}$$

$$\begin{array}{r} \downarrow \\ 55 \\ - 28 \\ \hline \end{array}$$

$$\begin{array}{r} \downarrow \\ 46 \\ - 38 \\ \hline \end{array}$$


$$\begin{array}{r} \downarrow \\ 95 \\ - 46 \\ \hline \end{array}$$

$$\begin{array}{r} \downarrow \\ 36 \\ - 18 \\ \hline \end{array}$$

$$\begin{array}{r} \downarrow \\ 71 \\ - 39 \\ \hline \end{array}$$

$$\begin{array}{r} \downarrow \\ 86 \\ - 58 \\ \hline \end{array}$$

$$\begin{array}{r} \downarrow \\ 62 \\ - 35 \\ \hline \end{array}$$



Puzzler

$$\begin{array}{r} 63 \\ - 57 \\ \hline \end{array}$$

Name _____



Ghostly Little Riddles

Riddle: What do little ghosts eat for dinner?

Write the letters in the boxes to find the answer.

- K in the fifth box
- T in the seventh box
- P in the second box
- O in the third box
- E in the sixth box
- T in the eighth box
- O in the fourth box
- S in the first box
- I in the ninth box
- I in the tenth box


1	2	3	4	5	6	7	8	9	10

Riddle: What does the little ghosts' school have?


- T in the second and twentieth boxes
- S in the sixth, eighth, and fifteenth boxes
- I in the first, seventeenth, and nineteenth boxes
- H in the fourth and tenth boxes
- O in the eleventh and twelfth boxes
- A in the fifth box
- L in the thirteenth box
- C in the ninth box
- P in the sixteenth box
- R in the eighteenth box

1	2	3	4	5	6	7	8	9	10	11	12	13	14	15	16	17	18	19	20

Brainwork! Make a list of costumes you remember wearing on past Halloweens. Label them first, second, third, and so on.



- 1 first
- 2 second
- 3 third
- 4 fourth
- 5 fifth
- 6 sixth
- 7 seventh
- 8 eighth
- 9 ninth
- 10 tenth
- 11 eleventh
- 12 twelfth
- 13 thirteenth
- 14 fourteenth
- 15 fifteenth
- 16 sixteenth
- 17 seventeenth
- 18 eighteenth
- 19 nineteenth
- 20 twentieth



Name _____

Bats
Using addition to check subtraction

Hanging Around

Solve each subtraction problem.
Check your work by adding.
The first one has been done for you.

A.
$$\begin{array}{r} 35 \\ - 12 \\ \hline 23 \end{array}$$

$$\begin{array}{r} 23 \\ + 12 \\ \hline 35 \end{array}$$

B.
$$\begin{array}{r} 56 \\ - 24 \\ \hline \end{array}$$

$$\begin{array}{r} + \\ \hline \end{array}$$

C.
$$\begin{array}{r} 45 \\ - 12 \\ \hline \end{array}$$

$$\begin{array}{r} + \\ \hline \end{array}$$

D.
$$\begin{array}{r} 97 \\ - 55 \\ \hline \end{array}$$

$$\begin{array}{r} + \\ \hline \end{array}$$

E.
$$\begin{array}{r} 64 \\ - 45 \\ \hline \end{array}$$

$$\begin{array}{r} + \\ \hline \end{array}$$

F.
$$\begin{array}{r} 56 \\ - 19 \\ \hline \end{array}$$

$$\begin{array}{r} + \\ \hline \end{array}$$

G.
$$\begin{array}{r} 72 \\ - 24 \\ \hline \end{array}$$


$$\begin{array}{r} + \\ \hline \end{array}$$

H.
$$\begin{array}{r} 90 \\ - 15 \\ \hline \end{array}$$

$$\begin{array}{r} + \\ \hline \end{array}$$



Look at this animal.
Its feathers look like
a black and white suit.
It walks on two feet.
It has a bill.
It cannot fly, but it swims.
Its flippers help it swim.
It is a penguin, a bird
that lives on ice.



It was a dark, cold winter day. Many penguins left the water and met on the ice. The penguins made a lot of noise. They called to each other.

Mr. Penguin called to Mrs. Penguin. Mrs. Penguin heard his voice. They met and walked.

After several days, Mrs. Penguin laid one egg on the ice. It was time to make a nest for the baby penguin egg.

Mr. Penguin rolled the egg onto his two feet. His stomach feathers covered the egg and kept it warm.

Soon Mrs. Penguin called "Good-by!" She and the other mother penguins went into the sea. They went to eat fish.

The dads stayed on the ice to care for the eggs. They kept the eggs warm for many weeks. They ate nothing. They got very skinny.

One day, the father penguins were talking.

"Where are the mothers?" one penguin asked.
"It's time for the eggs to open."

Another penguin said, "I hope they are safe."

Surprise! The next day, the eggs started to open. The little baby penguins began to make noise. The dads were happy.

But where were the mother penguins?





Which one is right? Put a ✓ by it.

1. Where did Mr. Penguin keep his egg?

_____ a. in the mud

_____ b. on his feet

_____ c. on his bill

2. When did the mother penguins go away?

_____ a. after the babies came out of the eggs

_____ b. before they laid the eggs

_____ c. after they laid the eggs

3. While the father penguins held their eggs,
when did they eat?

_____ a. when it was dark

_____ b. never

_____ c. when they had an egg sitter

4. Where were the mother penguins?

_____ a. getting food from the sea

_____ b. getting skinny

_____ c. at the store getting food

5. What is a good name for this story?

_____ a. A Funny Nest

_____ b. A Nest in a Tree

_____ c. Mother Penguin Sits on the Eggs

6. When did the penguins meet on the ice?

- _____ a. in the winter
- _____ b. never
- _____ c. when it was warm

7. What is something penguins never do?

- _____ a. swim _____ b. make noises _____ c. fly


8. What animals eat penguins?

- _____ a. horses _____ b. sharks _____ c. cows

B Draw lines to match these.
One is done for you.

- 1. what your ears did
- 2. something to put on
- 3. something very cold
- 4. very thin
- 5. what you hear when someone talks
- 6. what covers all birds
- 7. more than two
- 8. where food goes when you eat

- ice
- stomach
- feathers
- voice
- heard
- each
- suit
- skinny
- several



C**What happened first? Next? Last?****Put 1, 2, and 3 in the boxes.**

Mr. Penguin kept the egg warm.



The egg began to open.



Mrs. Penguin laid an egg.

D**Circle the right word. One is done for you.**

1. The two penguins

men
met

there.

2. I heard her

very
voice

3. Penguins' feathers look like a

seven
suit

4. One egg was laid by

each
reach

bird.

5. The eggs must be

worm
warm

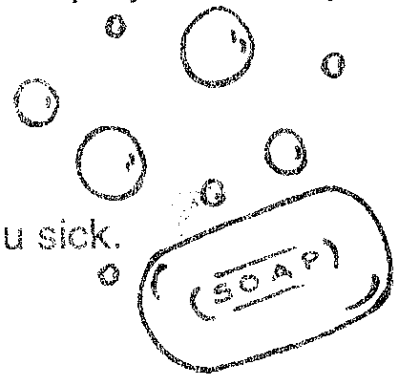
6. All birds have feathers and

bills
pills

Germs

One thing you can do to help your body stay healthy is to keep yourself clean. You should wash your hands before you eat. You should take a bath every day and keep your hair clean. You should keep your teeth clean by brushing them after you eat. Keeping your body clean is very important. Washing and being clean helps keep germs away. Germs are tiny little living things that you cannot see. They are in the air and on things we touch. Some germs can make you sick when they get inside your body. Keeping yourself clean helps kill germs and keeps you healthy.

1. What is the main idea of this story?
 - a. Take a bath every day.
 - b. Germs can make you sick.
 - c. Keeping clean can kill germs that make you sick.
2. How can you keep your teeth clean?

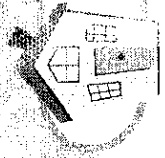


-
3. What is a "germ"?
 - a. air
 - b. tiny living things
 - c. dirt
 4. Why is it important to keep yourself clean?

5. How can germs hurt you?

6. How can you keep yourself clean?

Think about it: Keep a list of things you do today that keep you clean.



Word Workout

WORDS TO KNOW

effort mood perform
proud remember

Share a Memory We can use your words to tell a story about something good you remember.

SPELLING WORDS

clerk term hurt herd skirt
stir churn turn burst first

Spelling Bee I'll say each word and ask you to tell me which letters stand for the vowel sound you hear. Then you can spell the word.

Dear Family Member:

There is a dance school where children learn many types of dancing. *Alvin Ailey Kids* tells about children practicing for a performance. It tells how the children get ready and describes the classes they take. If I look for important ideas and facts, I can tell the story later in a short way. I will know how to give a summary.


This Week's Skills

Comprehension: summarize

Vocabulary: thesaurus—antonyms

Phonics: the sounds of er, ir, and ur

Spelling: words with er, ir, and ur



Name _____

(fold here)


© Macmillan/McGraw-Hill

So Much To Do!


The Dandy Beaver family is quite smart. Let's read their story together and underline the parts we think are important. When we finish, we can tell someone a summary of the story.

Danny and Daneesha are part of the Dandy Beaver family. Danny makes a lot of jokes, and Daneesha likes to sing. Dad and Mom cut down logs. They use their big front teeth to cut the trees. The family eats the bark.

The Dandy Beavers swim to the other side of the stream. The sun is out, and the water is sparkling. Mom and Dad work hard and begin to float their new logs back to their side of the stream. All of a sudden, the water moves faster and



© McMillan/McGraw-Hill



build a wall from one side of the stream to the other. "Look!" cries Danny. The water can't go over the logs. The water stands still and becomes a pond. The Dandy Beavers can float their logs from side to side.

Best of all, they can live in the wall. They can swim and catch small fish. Danny is telling jokes. Daneesha is singing.



carries away the logs the Beavers worked so hard to cut down. But wait! Mom and Dad take branches, mud, and rocks and